


ADAM-4510/4510S RS-422/485 Repeater

ADAM-4520


Isolated RS-232 to RS-422/485 Converter

ADAM-4521


Addressable RS-422/485 to RS-232 Converter



ADAM-4510/4510S



ADAM-4520



ADAM-4521



Specifications

- **Input** RS-485 (2-wire) or RS-422 (4-wire)
- **Output** RS-485 (2-wire) or RS-422 (4-wire).
Speed (bps): 1200, 2400, 4800, 9600, 19.2 K, 38.4 K, 57.6 K, 115.2 K, RTS control and RS-422 mode (switchable)
Plug-in screw terminal
- **RS-422/485 Interface Connector**
- **Isolation Voltage** 3000 V_{DC} (ADAM-4510S only)
- **Power Consumption** 1.4 W @ 24 V_{DC}

Specifications

- **Input** RS-232 (4-wire)
- **RS-232 Interface Connector** female DB-9
- **Output** RS-485 (2-wire) or RS-422 (4-wire).
Speed (bps): 1200, 2400, 4800, 9600, 19.2 K, 38.4 K, 57.6 K, 115.2 K, RTS control and RS-422 mode (switchable)
Plug-in screw terminal
- **RS-422/485 Interface Connector**
- **Isolation Voltage** 3000 V_{DC}
- **Power Consumption** 1.2 W @ 24 V_{DC}

Specifications

- **Built-in microprocessor and watchdog timer**
- **RS-232 and 485 can be set to different baudrates**
- **RS-485 surge protection and automatic RS-485 data flow control**
- **Software configurable to either addressable or non-addressable mode**
- **Transmission Speed (bps)** 300, 600, 1200, 2400, 4800, 9600, 19.2 K, 38.4 K, 57.6 K, 115.2 K (software configurable)
- **RS-232 Interface Connector** female DB-9
- **RS-422/RS-485 Interface Connector** Plug-in screw terminal
- **Power Consumption** 1.0 W @ 24 V_{DC}

Ordering Information

- **ADAM-4510** RS-422/RS-485 Repeater
- **ADAM-4510S** Isolated RS-422/RS-485 Repeater

Ordering Information

- **ADAM-4520** Isolated RS-232 to RS-422/RS-485 Converter

Ordering Information

- **ADAM-4521** Addressable RS-422/485 to RS-232 Converter